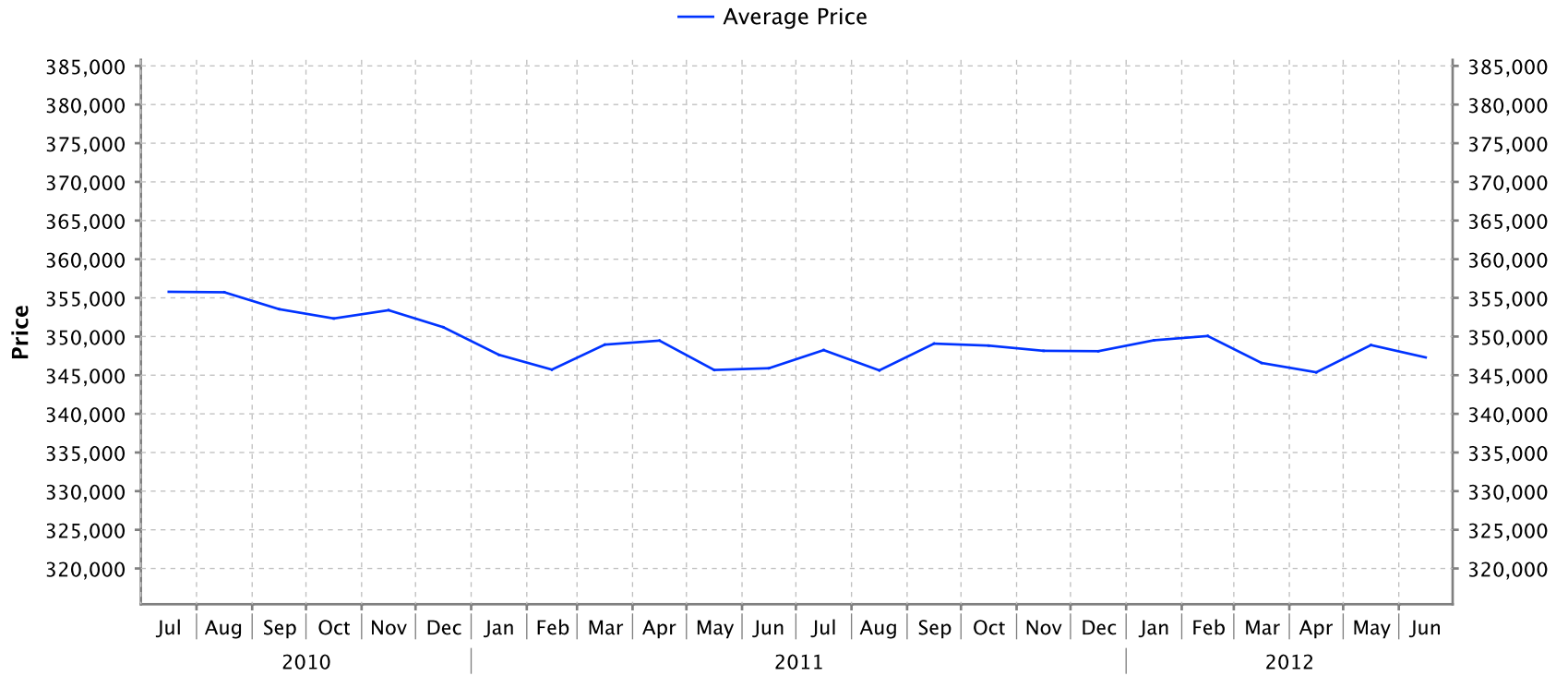


Cowichan Valley

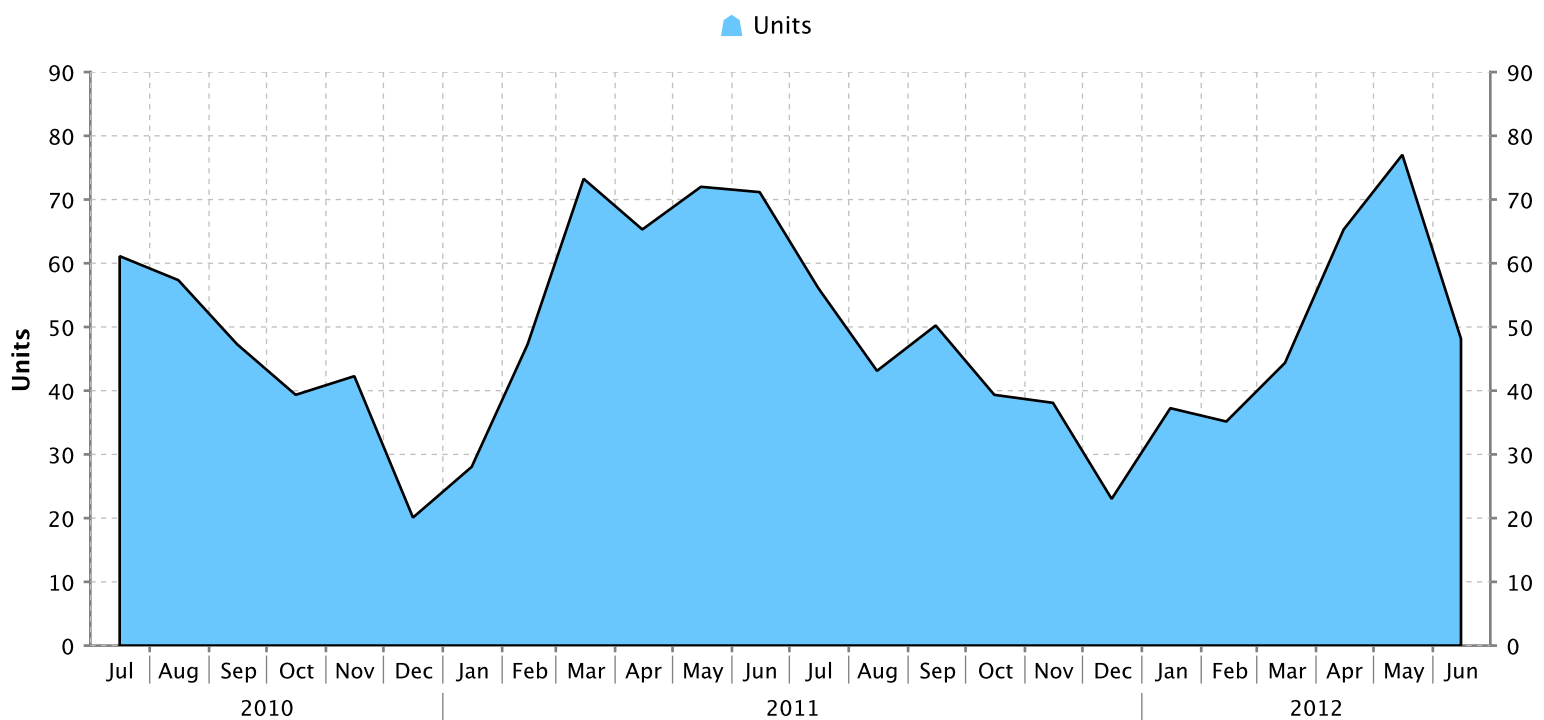
as at June 30, 2012

Cumulative Residential Average Single Family Sale Price



NOTE: Figures are based on a "rolling total" from the past 12 months – i.e. 12 months to date instead of the calendar "year to date".

Single Family Units Reported Sold

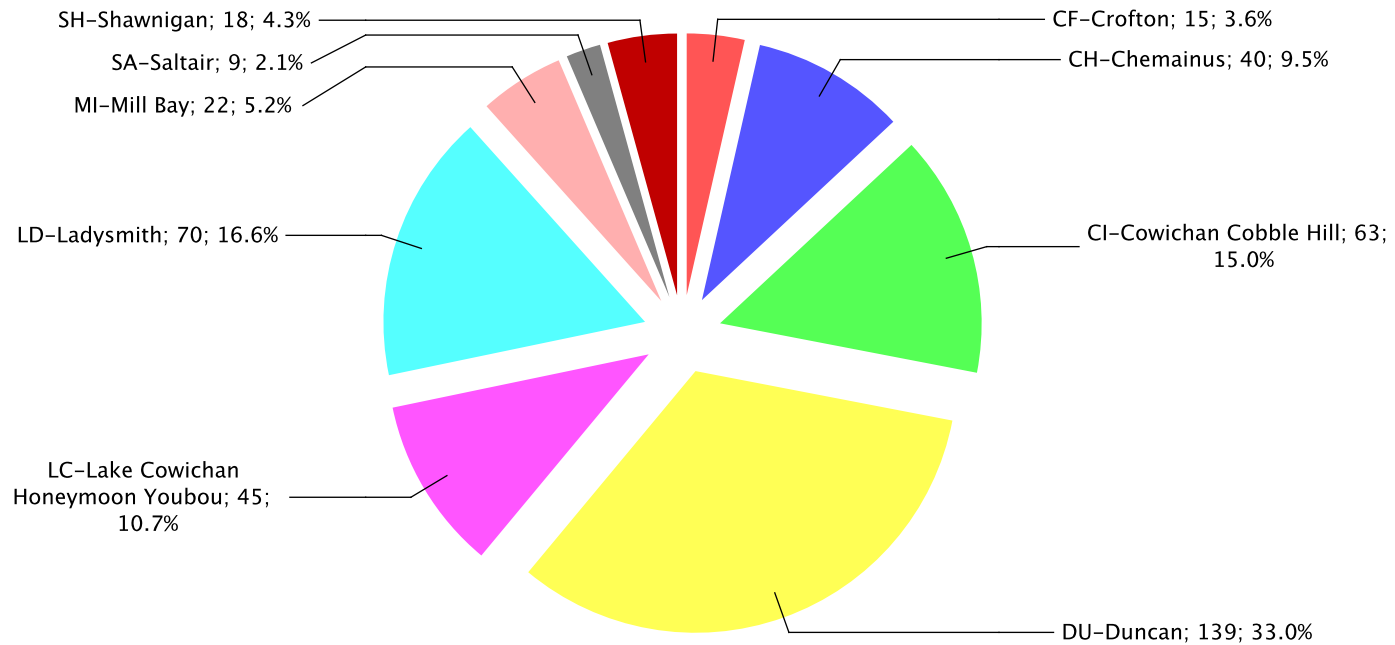


MLS® Single Family Sales Analysis

Unconditional Sales from January 1 to Jun 30, 2012

	0-150,000	150,001-200,000	200,001-250,000	250,001-300,000	300,001-350,000	350,001-400,000	400,001-450,000	450,001-500,000	500,001-600,000	600,001-700,000	700,001-800,000	800,001-900,000	900,001-1 Mil	OVER 1 Mil	Total
CF-Crofton	0	0	3	4	6	0	0	1	1	0	0	0	0	0	15
CH-Chemainus	1	1	2	13	9	8	1	1	1	1	1	0	0	1	40
CI-Cowichan Cobble Hill	0	1	2	7	15	11	9	7	7	3	0	0	0	1	63
DU-Duncan	0	5	15	26	24	21	15	11	10	5	5	0	0	2	139
LC-Lake Cowichan Honeymoon Youbou	3	10	10	4	4	1	4	3	0	2	2	0	1	1	45
LD-Ladysmith	0	5	8	7	16	17	2	8	3	0	1	1	2	0	70
MI-Mill Bay	0	0	0	0	1	3	2	4	7	0	2	2	1	0	22
SA-Saltair	0	1	1	1	1	3	1	0	0	1	0	0	0	0	9
SH-Shawnigan	0	0	0	2	6	3	2	0	2	2	0	0	0	1	18
Zone 3 TOTALS	4	23	41	64	82	67	36	35	31	14	11	3	4	6	421

Cowichan Valley - Single Family Sales by Subarea

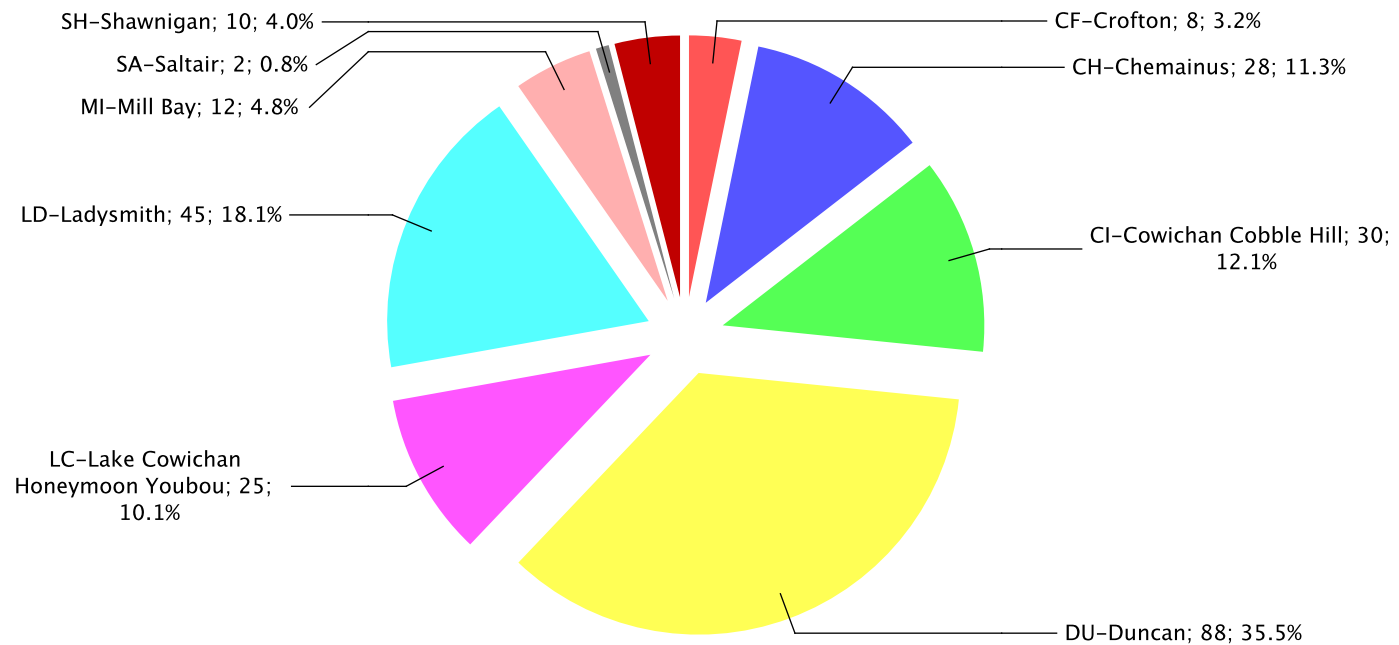


Total Unconditional Sales January 1 to June 30, 2012 = 421

2nd Quarter 2012
MLS® Single Family Sales Analysis
 Unconditional Sales from April 1 to Jun 30, 2012

	0-150,000	150,001-200,000	200,001-250,000	250,001-300,000	300,001-350,000	350,001-400,000	400,001-450,000	450,001-500,000	500,001-600,000	600,001-700,000	700,001-800,000	800,001-900,000	900,001-1 Mil	OVER 1 Mil	Total
CF-Crofton	0	0	1	3	4	0	0	0	0	0	0	0	0	0	8
CH-Chemainus	1	0	1	7	9	6	0	1	1	1	1	0	0	0	28
CI-Cowichan Cobble Hill	0	1	2	3	8	4	6	2	2	2	0	0	0	0	30
DU-Duncan	0	2	9	14	17	14	11	6	6	3	5	0	0	1	88
LC-Lake Cowichan Honeymoon Youbou	1	6	7	2	1	0	3	1	0	0	2	0	1	1	25
LD-Ladysmith	0	2	6	5	9	12	1	5	3	0	0	1	1	0	45
MI-Mill Bay	0	0	0	0	0	2	1	3	4	0	0	1	1	0	12
SA-Saltair	0	0	1	1	0	0	0	0	0	0	0	0	0	0	2
SH-Shawnigan	0	0	0	2	4	2	1	0	0	0	0	0	0	1	10
Zone 3 TOTALS	2	11	27	37	52	40	23	18	16	6	8	2	3	3	248

Cowichan Valley - Single Family Sales by Subarea



Total Unconditional Sales April 1 to June 30, 2012 = 248